



# **TVR TUSCAN**

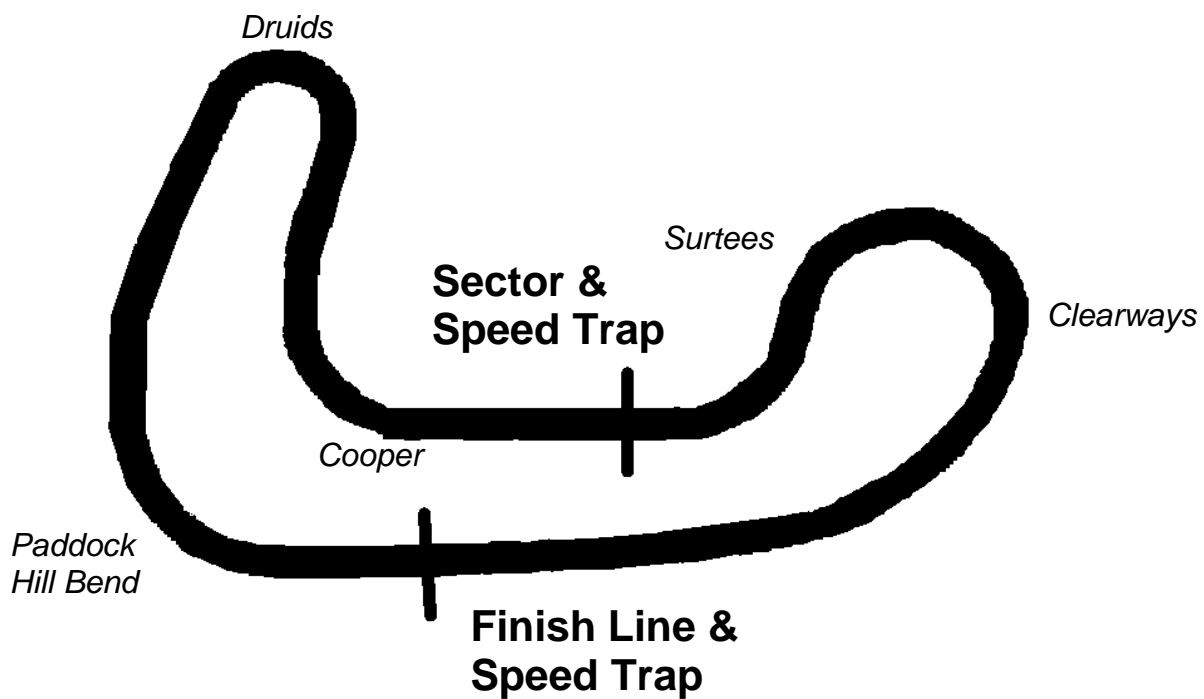
**Rounds 19 & 20  
Brands Hatch Circuit**

**2nd & 3rd October 2004**



**Results Provided by MST Sports Timing Ltd**  
*[www.mstworld.com](http://www.mstworld.com)*

# BRANDS HATCH - INDY



Circuit Length – 1.2262 miles

# The CARLUBE TVR Tuscan Challenge

## FREE PRACTICE

POS	NO	CL	DRIVER	NAT	CAR	TIME	LAPS	GAP	MPH
1	11		Valle MAKELA		TVR Engineering	48.101	15		91.77
2	41		Philip KEEN		Keen M/Sport/Racing Green	48.474	9	0.373	91.06
3	77		Richard HAY		TVR Engineering	48.482	14	0.381	91.05
4	38		Lee CAROLINE		Chelsea Football Club	48.655	11	0.554	90.72
5	2		David MASON		Nick Mason Motorsport	49.261	12	1.160	89.61
6	7		Darren DOWLING		Driver	49.461	14	1.360	89.24
7	10		Tim HOOD		Rachmann Europe/JBM	49.838	11	1.737	88.57
8	4		Bob ROSS		Spin Palace Casino	50.045	13	1.944	88.20
9	8		Peter WHEELER		TVR Engineering	50.491	16	2.390	87.42
10	3		Hugh MARSHALL		Marshall Motorsport	50.665	12	2.564	87.12
11	66		Phil JAMES		TVR Engineering	50.964	9	2.863	86.61
12	6		Andy HOLDEN		IMR/Insane Racing	51.211	12	3.110	86.19
13	5		Gerard COAKLEY		Co-Tron/Insane Racing	51.596	11	3.495	85.55
14	27		Rod BARRETT		Hawthorns Motorsport	51.737	12	3.636	85.32
15	16		Robert STANTON		Racesport	51.796	13	3.695	85.22
16	82		Fiona LEGGATE		TVR Engineering	52.066	12	3.965	84.78

Weather / Track : Sunny / Dry

These results are provisional until the conclusion of any judicial and technical matters.

Brands Hatch

Circuit Length = 1.2262 miles.

Start: 10:57 End: 11:12

Clerk of Course		Timekeeper:
-----------------	--	-------------

## The CARLUBE TVR Tuscan Challenge SECTOR ANALYSIS - FREE PRACTICE

<b>2</b>	David MASON					Nick Mason Motorsport					
1 -					3:26.523	7 -					2:58.993P
2 -					51.116	8 -					55.674
3 -					51.307	9 -					49.266
4 -					51.791	10 -					3:04.060P
5 -					<b>49.261</b>	11 -					56.322
6 -					49.345	12 -					49.493
<b>3</b>	Hugh MARSHALL					Marshall Motorsport					
1 -	3:04.431	90.6	22.825	133.1	3:27.256	7 -	30.486	105.1	<b>20.520</b>	134.7	51.006
2 -	31.487	104.2	20.681	<b>138.0</b>	52.168	8 -	31.314	88.7	3:21.540		3:52.854P
3 -	30.435	104.5	20.583	135.5	51.018	9 -	37.410	101.2	20.762	135.2	58.172
4 -	30.324	101.8	20.869	136.6	51.193	10 -	30.112	101.3	20.585	135.0	50.697
5 -	30.225	<b>106.3</b>	20.529	135.8	50.754	11 -	30.122	104.0	20.543	135.5	<b>50.665</b>
6 -	<b>30.110</b>	102.6	20.762	135.8	50.872	12 -	30.210	105.3	20.522	135.8	50.732
<b>4</b>	Bob ROSS					Spin Palace Casino					
1 -					3:31.108	8 -					3:49.448P
2 -					53.577	9 -					58.498
3 -					51.752	10 -					51.727
4 -					51.185	11 -					<b>50.045</b>
5 -					50.304	12 -					50.631
6 -					50.666	13 -					50.587
7 -					57.890						
<b>5</b>	Gerard COAKLEY					Co-Tron/Insane Racing					
1 -	4:17.575	84.3	22.607	128.3	4:40.182	7 -	31.231	101.9	20.761	<b>135.2</b>	51.992
2 -	33.458	99.4	21.639	132.3	55.097	8 -	31.183	<b>105.6</b>	20.680	134.2	51.863
3 -	32.920	104.8	21.158	129.0	54.078	9 -	31.461	101.8	4:01.565		4:33.026P
4 -	32.353	103.5	21.356	132.6	53.709	10 -	40.927	95.7	21.561	132.6	1:02.488
5 -	31.739	101.9	21.627	127.3	53.366	11 -	31.908	102.4	21.079	130.8	52.987
6 -	<b>31.102</b>	104.5	<b>20.494</b>	<b>135.2</b>	<b>51.596</b>						
<b>6</b>	Andy HOLDEN					IMR/Insane Racing					
1 -	5:15.742	88.8	23.011	126.3	X:00.000	7 -	30.605	108.4	20.797	136.3	51.402
2 -	33.363	98.6	21.577	114.1	54.940	8 -	31.282	105.8	21.775	134.2	53.057
3 -	32.262	106.5	20.834	136.9	53.096	9 -	<b>30.554</b>	100.3	20.911	135.0	51.465
4 -	30.740	<b>108.7</b>	<b>20.471</b>	<b>138.0</b>	<b>51.211</b>	10 -	30.726	107.5	21.237	130.8	51.963
5 -	30.633	107.2	20.594	136.9	51.227	11 -	31.247	95.4	2:18.206		2:49.453P
6 -	31.148	105.6	20.667	137.5	51.815	12 -	40.376	103.8	22.651	107.8	1:03.027
<b>7</b>	Darren DOWLING					Driver					
1 -					4:35.805	8 -					49.804
2 -					53.351	9 -					50.580
3 -					50.949	10 -					2:58.952P
4 -					50.329	11 -					1:02.582
5 -					50.803	12 -					49.878
6 -					50.055	13 -					51.661
7 -					50.161	14 -					<b>49.461</b>

# The CARLUBE TVR Tuscan Challenge

## SECTOR ANALYSIS - FREE PRACTICE

(contd.)

<b>8</b>	<b>Peter WHEELER</b>					TVR Engineering					
1 -	3:08.733	71.4	24.780	105.5	3:33.513	9 -	35.600	78.1	22.032	135.0	57.632
2 -	34.834	94.7	22.013	118.7	56.847	10 -	30.934	99.2	20.950	134.7	51.884
3 -	32.143	101.8	21.214	124.9	53.357	11 -	<b>30.097</b>	103.2	20.816	135.0	50.913
4 -	32.944	90.8	58.490		1:31.434P	12 -	30.458	105.5	20.444	<b>135.5</b>	50.902
5 -	39.022	101.3	21.121	132.8	1:00.143	13 -	30.322	102.1	20.620	134.7	50.942
6 -	30.855	<b>107.0</b>	20.789	128.3	51.644	14 -	30.292	105.1	20.777	132.6	51.069
7 -	30.805	102.6	20.771	134.4	51.576	15 -	30.683	100.3	20.881	132.8	51.564
8 -	30.196	104.2	<b>20.295</b>	131.3	<b>50.491</b>	16 -	31.020	101.5	21.020	127.5	52.040
<b>10</b>	<b>Tim HOOD</b>					Rachmann Europe/JBM					
1 -	3:03.603	92.9	21.323	134.7	3:24.926	7 -	29.597	108.7	<b>20.241</b>	138.0	<b>49.838</b>
2 -	31.660	101.9	21.259	136.9	52.919	8 -	35.493	89.0	4:15.626		4:51.119P
3 -	30.345	103.4	20.601	138.9	50.946	9 -	53.049	51.1	25.479	137.2	1:18.528
4 -	29.667	109.1	20.518	<b>139.8</b>	50.185	10 -	29.690	104.5	20.760	138.6	50.450
5 -	29.667	108.4	20.269	138.6	49.936	11 -	<b>29.583</b>	<b>112.4</b>	43.834	101.0	1:13.417
6 -	29.716	102.2	20.404	138.0	50.120						
<b>11</b>	<b>Valle MAKELA</b>					TVR Engineering					
1 -				136.1	4:26.482	9 -	28.529	108.5	19.772	138.0	48.301
2 -	29.894	106.5	20.149	138.0	50.043	10 -	28.469	<b>111.1</b>	19.661	138.6	48.130
3 -	29.080	106.3	19.688	139.5	48.768	11 -	<b>28.453</b>	109.6	19.648	<b>139.8</b>	<b>48.101</b>
4 -	29.621	103.4	19.964	138.9	49.585	12 -	34.461	87.7	20.319	<b>139.8</b>	54.780
5 -	28.490	110.7	19.911	139.2	48.401	13 -	28.528	110.7	19.666	139.5	48.194
6 -	28.715	108.5	<b>19.619</b>	<b>139.8</b>	48.334	14 -	29.081	109.8	19.759	138.9	48.840
7 -	29.400	99.1	2:06.548		2:35.948P	15 -	28.609	109.6	20.253	138.0	48.862
8 -	40.060	109.1	19.826	138.3	59.886						
<b>16</b>	<b>Robert STANTON</b>					Racesport					
1 -	4:33.199	69.3	26.683	91.1	4:59.882	8 -	31.348	98.2	23.878	99.1	55.226
2 -	37.247	83.6	24.133	110.3	1:01.380	9 -	36.133	85.9	22.042	129.3	58.175
3 -	33.916	90.8	21.945	120.6	55.861	10 -	31.478	97.3	21.102	120.4	52.580
4 -	32.001	96.1	21.549	127.8	53.550	11 -	31.727	98.6	21.125	126.6	52.852
5 -	31.989	97.3	21.406	121.1	53.395	12 -	31.388	96.8	1:42.182		2:13.570P
6 -	31.461	<b>100.7</b>	21.176	<b>131.0</b>	52.637	13 -	42.802	85.9	23.361	110.5	1:06.163
7 -	<b>31.158</b>	<b>100.7</b>	<b>20.638</b>	128.0	<b>51.796</b>						
<b>27</b>	<b>Rod BARRETT</b>					Hawthorns Motorsport					
1 -					X:00.000P	7 -	30.811	106.5	21.003	133.6	51.814
2 -	55.122	81.7	28.343	117.1	1:23.465	8 -	31.114	97.9	21.386	133.6	52.500
3 -	35.665	99.8	22.116	131.5	57.781	9 -	31.197	99.8	21.150	134.4	52.347
4 -	31.930	106.8	23.078	125.4	55.008	10 -	30.715	<b>107.8</b>	21.187	135.2	51.902
5 -	31.855	106.6	<b>20.831</b>	<b>136.3</b>	52.686	11 -	32.518	96.6	21.207	136.1	53.725
6 -	<b>30.643</b>	104.0	21.094	134.7	<b>51.737</b>	12 -	31.247	101.5	21.178	132.6	52.425
<b>38</b>	<b>Lee CAROLINE</b>					Chelsea Football Club					
1 -	3:56.006	97.1	21.138	137.7	4:17.144	7 -	34.624	80.3	3:43.035		4:17.659P
2 -	30.721	103.0	20.196	138.6	50.917	8 -	39.576	87.7	21.412	139.2	1:00.988
3 -	29.669	105.6	20.658	<b>139.8</b>	50.327	9 -	28.928	108.7	19.928	<b>139.8</b>	48.856
4 -	29.274	<b>111.6</b>	<b>19.550</b>	139.2	48.824	10 -	28.895	111.2	19.777	<b>139.8</b>	48.672
5 -	29.597	109.1	19.895	138.6	49.492	11 -	<b>28.886</b>	111.4	19.769	139.2	<b>48.655</b>
6 -	29.115	110.9	19.927	135.5	49.042						

Weather / Track : Sunny / Dry

Brands Hatch  
Circuit Length = 1.2262 miles.  
Start: 10:57 End: 11:12

# The CARLUBE TVR Tuscan Challenge

## SECTOR ANALYSIS - FREE PRACTICE

(contd.)

<b>41</b>	<b>Philip KEEN</b>					Keen M/Sport/Racing Green					
1 -					3:23.369	6 -				48.705	
2 -					50.142	7 -				<b>48.474</b>	
3 -					49.235	8 -				48.715	
4 -					2:46.545 P	9 -				48.667	
5 -					54.651						
<b>66</b>	<b>Phil JAMES</b>					TVR Engineering					
1 -	6:10.012	84.9	22.744	131.0	X:00.000	6 -	30.886	100.3	20.801	135.2	51.687
2 -	31.510	99.2	20.593	137.2	52.103	7 -	30.691	101.3	20.721	136.3	51.412
3 -	<b>30.333</b>	98.1	20.631	135.8	<b>50.964</b>	8 -	30.435	<b>105.6</b>	20.642	136.9	51.077
4 -	30.506	103.7	4:05.896		4:36.402 P	9 -	30.529	105.1	<b>20.552</b>	<b>137.5</b>	51.081
5 -	42.528	95.1	21.327	133.6	1:03.855						
<b>77</b>	<b>Richard HAY</b>					TVR Engineering					
1 -	3:18.247	62.3	25.330	96.5	3:43.577	8 -	44.037	78.1	22.428	119.8	1:06.465
2 -	33.745	98.8	20.991	138.6	54.736	9 -	31.060	108.4	25.211	80.0	56.271
3 -	30.837	108.7	20.452	135.8	51.289	10 -	38.692	66.8	21.068	139.8	59.760
4 -	30.448	98.5	26.934	139.2	57.382	11 -	29.251	105.8	19.732	<b>140.6</b>	48.983
5 -	29.673	107.5	20.108	137.5	49.781	12 -	28.984	109.2	<b>19.519</b>	139.8	48.503
6 -	29.466	<b>110.3</b>	20.074	138.6	49.540	13 -	36.680		26.335	138.6	1:03.015
7 -	30.055	104.3	2:51.906		3:21.961 P	14 -	<b>28.785</b>	109.1	19.697	138.9	<b>48.482</b>
<b>82</b>	<b>Fiona LEGGATE</b>					TVR Engineering					
1 -					3:32.216	7 -					<b>52.066</b>
2 -					57.603	8 -					52.603
3 -					54.009	9 -					52.092
4 -					56.033	10 -					52.310
5 -					52.982	11 -					52.429
6 -					52.270	12 -					52.595

# The CARLUBE TVR Tuscan Challenge

## SPEED TRAP - FREE PRACTICE - FINISH LINE

POS	NO	CL	DRIVER	NAT	CAR	MPH
1	77		Richard HAY		TVR Engineering	140.6
2	11		Valle MAKELA		TVR Engineering	139.8
3	10		Tim HOOD		Rachmann Europe/JBM	139.8
4	38		Lee CAROLINE		Chelsea Football Club	139.8
5	6		Andy HOLDEN		IMR/Insane Racing	138.0
6	3		Hugh MARSHALL		Marshall Motorsport	138.0
7	66		Phil JAMES		TVR Engineering	137.5
8	27		Rod BARRETT		Hawthorns Motorsport	136.3
9	8		Peter WHEELER		TVR Engineering	135.5
10	5		Gerard COAKLEY		Co-Tron/Insane Racing	135.2
11	16		Robert STANTON		Racesport	131.0

Weather / Track : Sunny / Dry

[www.mstworld.com](http://www.mstworld.com)

Brands Hatch  
Circuit Length = 1.2262 miles.  
Start: 10:57 End: 11:12  
Printed - 11:13 Saturday, 02 October 2004

# The CARLUBE TVR Tuscan Challenge

## SPEED TRAP - FREE PRACTICE - SECTOR

(contd.)

POS	NO	CL	DRIVER	NAT	CAR	MPH
1	10		Tim HOOD		Rachmann Europe/JBM	112.4
2	38		Lee CAROLINE		Chelsea Football Club	111.6
3	11		Valle MAKELA		TVR Engineering	111.1
4	77		Richard HAY		TVR Engineering	110.3
5	6		Andy HOLDEN		IMR/Insane Racing	108.7
6	27		Rod BARRETT		Hawthorns Motorsport	107.8
7	8		Peter WHEELER		TVR Engineering	107.0
8	3		Hugh MARSHALL		Marshall Motorsport	106.3
9	66		Phil JAMES		TVR Engineering	105.6
10	5		Gerard COAKLEY		Co-Tron/Insane Racing	105.6
11	16		Robert STANTON		Racesport	100.7

# The CARLUBE TVR Tuscan Challenge

## BEST SECTOR TIMES - FREE PRACTICE

SECTOR 1				SECTOR 2		IDEAL / BEST COMPARISON					
POS	NO	NAME	TIME	NO	NAME	POS	NO	NAME	IDEAL	BEST	DIFF
1	11	MAKELA	28.453	77	HAY	1	11	MAKELA	48.072	48.101	0.029
2	77	HAY	28.785	38	CAROLINE	2	77	HAY	48.304	48.482	0.178
3	38	CAROLINE	28.886	11	MAKELA	3	38	CAROLINE	48.436	48.655	0.219
4	10	HOOD	29.583	10	HOOD	4	10	HOOD	49.824	49.838	0.014
5	8	WHEELER	30.097	8	WHEELER	5	8	WHEELER	50.392	50.491	0.099
6	3	MARSHALL	30.110	6	HOLDEN	6	3	MARSHALL	50.630	50.665	0.035
7	66	JAMES	30.333	5	COAKLEY	7	66	JAMES	50.885	50.964	0.079
8	6	HOLDEN	30.554	3	MARSHALL	8	6	HOLDEN	51.025	51.211	0.186
9	27	BARRETT	30.643	66	JAMES	9	27	BARRETT	51.474	51.737	0.263
10	5	COAKLEY	31.102	16	STANTON	10	5	COAKLEY	51.596	51.596	0.000
11	16	STANTON	31.158	27	BARRETT	11	16	STANTON	51.796	51.796	0.000
12											
13											
14											
15											
16											
									Perfect Lap		47.972

Brands Hatch Indy Circuit  
 Circuit Length = 1.2262 miles  
 Start: 10:57 End: 11:12

MST sports timing

# The CARLUBE TVR Tuscan Challenge

## QUALIFYING - RACE 8

POS	NO	CL	DRIVER	NAT	CAR	TIME	LAPS	GAP	MPH
1	11		Valle MAKELA		TVR Engineering	47.824	12		92.30
2	2		David MASON		Nick Mason Motorsport	47.933	7	0.109	92.09
3	77		Richard HAY		TVR Engineering	48.287	11	0.463	91.41
4	38		Lee CAROLINE		Chelsea Football Club	48.364	7	0.540	91.27
5	41		Philip KEEN		Keen M/Sport/Racing Green	48.618	10	0.794	90.79
6	10		Tim HOOD		Rachmann Europe/JBM	48.824	9	1.000	90.41
7	7		Darren DOWLING		Driver	48.927	16	1.103	90.22
8	6		Andy HOLDEN		IMR/Insane Racing	49.437	16	1.613	89.29
9	66		Phil JAMES		TVR Engineering	49.469	10	1.645	89.23
10	27		Rod BARRETT		Hawthorns Motorsport	49.881	13	2.057	88.49
11	8		Peter WHEELER		TVR Engineering	49.939	13	2.115	88.39
12	82		Fiona LEGGATE		TVR Engineering	50.066	11	2.242	88.17
13	3		Hugh MARSHALL		Marshall Motorsport	50.120	7	2.296	88.07
14	4		Bob ROSS		Spin Palace Casino	50.220	8	2.396	87.90
15	16		Robert STANTON		Racesport	50.905	16	3.081	86.71
16	5		Gerard COAKLEY		Co-Tron/Insane Racing	51.891	14	4.067	85.06

Weather / Track : Cloudy / Dry

These results are provisional until the conclusion of any judicial and technical matters.

Brands Hatch

Circuit Length = 1.2262 miles.

Start: 13:00 End: 13:15

Clerk of Course	Timekeeper:
-----------------	-------------

## The CARLUBE TVR Tuscan Challenge

### LAP ANALYSIS - QUALIFYING - RACE 8

<b>2</b>	<b>David MASON</b>	Nick Mason Motorsport			
1 -	9:39.553	6 -	<b>47.933</b>		
2 -	49.638	7 -	47.994		
3 -	50.153				
4 -	49.773				
5 -	48.363				
<b>3</b>	<b>Hugh MARSHALL</b>	Marshall Motorsport			
1 -	9:42.859	6 -	50.336		
2 -	51.642	7 -	<b>50.120</b>		
3 -	50.694				
4 -	51.048				
5 -	50.461				
<b>4</b>	<b>Bob ROSS</b>	Spin Palace Casino			
1 -	9:39.762	6 -	58.710		
2 -	51.649	7 -	50.303		
3 -	50.458	8 -	<b>50.220</b>		
4 -	50.705				
5 -	9:04.769P				
<b>5</b>	<b>Gerard COAKLEY</b>	Co-Tron/Insane Racing			
1 -	X:00.000	6 -	<b>51.891</b>	11 - 53.690	
2 -	56.047	7 -	53.243	12 - 52.465	
3 -	53.362	8 -	52.200	13 - 53.437	
4 -	52.119	9 -	52.106	14 - 52.441	
5 -	51.923	10 -	52.242		
<b>6</b>	<b>Andy HOLDEN</b>	IMR/Insane Racing			
1 -	9:45.484	6 -	<b>49.437</b>	11 - 50.002 16 - 50.045	
2 -	51.879	7 -	2:44.687P	12 - 50.207	
3 -	50.127	8 -	59.081	13 - 49.861	
4 -	50.917	9 -	50.026	14 - 51.083	
5 -	49.815	10 -	49.887	15 - 49.868	
<b>7</b>	<b>Darren DOWLING</b>	Driver			
1 -	9:49.925	6 -	54.594	11 - <b>48.927</b> 16 - 52.158	
2 -	54.948	7 -	49.003	12 - 49.262	
3 -	49.197	8 -	49.012	13 - 2:20.060P	
4 -	49.132	9 -	53.059	14 - 1:00.471	
5 -	1:02.180	10 -	49.455	15 - 49.235	
<b>8</b>	<b>Peter WHEELER</b>	TVR Engineering			
1 -	9:54.370	6 -	50.020	11 - 51.774	
2 -	53.644	7 -	59.868	12 - 54.359	
3 -	52.933	8 -	<b>49.939</b>	13 - 50.183	
4 -	49.956	9 -	3:37.716P		
5 -	50.204	10 -	59.485		

# The CARLUBE TVR Tuscan Challenge

## LAP ANALYSIS - QUALIFYING - RACE 8

(contd.)

<b>10</b>	<b>Tim HOOD</b>	Rachmann Europe/JBM			
1 -	9:50.598	6 -	2:47.607P		
2 -	51.810	7 -	1:09.662		
3 -	1:02.385	8 -	49.082		
4 -	<b>48.824</b>	9 -	49.211		
5 -	49.342				
<b>11</b>	<b>Valle MAKELA</b>	TVR Engineering			
1 -	9:42.157	6 -	47.983	11 -	50.046
2 -	49.165	7 -	48.015	12 -	X:00.000
3 -	48.904	8 -	1:00.641	13 -	1:36.531
4 -	49.055	9 -	<b>47.824</b>		
5 -	47.932	10 -	48.680		
<b>16</b>	<b>Robert STANTON</b>	Racesport			
1 -	X:00.000	6 -	51.107	11 -	51.320
2 -	56.484	7 -	51.452	12 -	51.851
3 -	53.093	8 -	51.773	13 -	2:04.242P
4 -	51.613	9 -	51.469	14 -	1:01.442
5 -	51.785	10 -	51.337	15 -	51.367
16 -	<b>50.905</b>				
<b>27</b>	<b>Rod BARRETT</b>	Hawthorns Motorsport			
1 -	X:00.000	6 -	2:49.609P	11 -	50.471
2 -	56.572	7 -	1:01.357	12 -	49.944
3 -	54.497	8 -	51.039	13 -	49.952
4 -	51.165	9 -	50.048		
5 -	50.836	10 -	<b>49.881</b>		
<b>38</b>	<b>Lee CAROLINE</b>	Chelsea Football Club			
1 -	X:00.000	6 -	48.598		
2 -	55.355	7 -	<b>48.364</b>		
3 -	49.463				
4 -	49.014				
5 -	48.368				
<b>41</b>	<b>Philip KEEN</b>	Keen M/Sport/Racing Green			
1 -	9:47.589	6 -	4:19.468P		
2 -	51.122	7 -	55.060		
3 -	49.006	8 -	<b>48.618</b>		
4 -	49.291	9 -	48.695		
5 -	48.913	10 -	48.784		
<b>66</b>	<b>Phil JAMES</b>	TVR Engineering			
1 -	9:39.895	6 -	49.824		
2 -	50.262	7 -	<b>49.469</b>		
3 -	50.901	8 -	50.066		
4 -	50.099	9 -	49.864		
5 -	49.966	10 -	49.824		

# The CARLUBE TVR Tuscan Challenge

## LAP ANALYSIS - QUALIFYING - RACE 8

(contd.)

<b>77</b>	<b>Richard HAY</b>				TVR Engineering
1 -	X:00.000	6 -	1:07.433	11 -	<b>48.287</b>
2 -	51.837	7 -	54.835		
3 -	49.573	8 -	48.712		
4 -	48.921	9 -	48.389		
5 -	3:03.450P	10 -	48.536		
<b>82</b>	<b>Fiona LEGGATE</b>				TVR Engineering
1 -	X:00.000	6 -	51.373	11 -	<b>50.066</b>
2 -	59.761	7 -	51.111		
3 -	58.127	8 -	51.383		
4 -	53.134	9 -	51.036		
5 -	52.238	10 -	50.312		

# The CARLUBE TVR Tuscan Challenge

## SPEED TRAP - QUALIFYING - RACE 8 - FINISH LINE

POS	NO	CL	DRIVER	NAT	CAR	MPH
1	11		Valle MAKELA		TVR Engineering	142.1
2	10		Tim HOOD		Rachmann Europe/JBM	141.8
3	6		Andy HOLDEN		IMR/Insane Racing	141.5
4	38		Lee CAROLINE		Chelsea Football Club	140.9
5	77		Richard HAY		TVR Engineering	140.6
6	8		Peter WHEELER		TVR Engineering	140.3
7	66		Phil JAMES		TVR Engineering	140.1
8	27		Rod BARRETT		Hawthorns Motorsport	139.2
9	3		Hugh MARSHALL		Marshall Motorsport	138.0
10	5		Gerard COAKLEY		Co-Tron/Insane Racing	136.1
11	16		Robert STANTON		Racesport	131.8

Weather / Track : Cloudy / Dry

[www.mstworld.com](http://www.mstworld.com)

Brands Hatch  
Circuit Length = 1.2262 miles.  
Start: 13:00 End: 13:15  
Printed - 13:15 Saturday, 02 October 2004

**The CARLUBE TVR Tuscan Challenge**  
**SPEED TRAP - QUALIFYING - RACE 8 - SECTOR**  
(contd.)

POS	NO	CL	DRIVER	NAT	CAR	MPH
1	38		Lee CAROLINE		Chelsea Football Club	112.5
2	11		Valle MAKELA		TVR Engineering	111.1
3	10		Tim HOOD		Rachmann Europe/JBM	110.3
4	77		Richard HAY		TVR Engineering	110.0
5	66		Phil JAMES		TVR Engineering	108.7
6	6		Andy HOLDEN		IMR/Insane Racing	108.7
7	27		Rod BARRETT		Hawthorns Motorsport	108.2
8	8		Peter WHEELER		TVR Engineering	107.8
9	3		Hugh MARSHALL		Marshall Motorsport	106.5
10	16		Robert STANTON		Racesport	105.1
11	5		Gerard COAKLEY		Co-Tron/Insane Racing	105.0

# The CARLUBE TVR Tuscan Challenge

## BEST SECTOR TIMES - QUALIFYING - RACES 8


SECTOR 1				SECTOR 2		IDEAL / BEST COMPARISON						
POS	NO	NAME	TIME	NO	NAME	TIME	POS	NO	NAME	IDEAL	BEST	DIFF
1	11	MAKELA	28.229	38	CAROLINE	19.402	1	11	MAKELA	47.648	47.824	0.176
2	77	HAY	28.540	11	MAKELA	19.419	2	38	CAROLINE	48.070	48.364	0.294
3	38	CAROLINE	28.668	10	HOOD	19.657	3	77	HAY	48.210	48.287	0.077
4	10	HOOD	29.119	77	HAY	19.670	4	10	HOOD	48.776	48.824	0.048
5	27	BARRETT	29.410	6	HOLDEN	19.936	5	6	HOLDEN	49.363	49.437	0.074
6	6	HOLDEN	29.427	66	JAMES	20.028	6	66	JAMES	49.469	49.469	0.000
7	66	JAMES	29.441	8	WHEELER	20.088	7	27	BARRETT	49.636	49.881	0.245
8	8	WHEELER	29.652	27	BARRETT	20.226	8	8	WHEELER	49.740	49.939	0.199
9	3	MARSHALL	29.713	3	MARSHALL	20.331	9	3	MARSHALL	50.044	50.120	0.076
10	16	STANTON	30.367	16	STANTON	20.451	10	16	STANTON	50.818	50.905	0.087
11	5	COAKLEY	30.984	5	COAKLEY	20.752	11	5	COAKLEY	51.736	51.891	0.155
12												
13												
14												
15												
16												
<b>Perfect Lap</b>										47.631		

Brands Hatch Indy Circuit  
 Circuit Length = 1.2262 miles  
 Start: 13:00 End: 13:15

MST sports timing

# The CARLUBE TVR Tuscan Challenge

## GRID - RACE 8

ROW 8	50.905 16 STANTON	51.891 5 COAKLEY
ROW 7	50.120 3 MARSHALL	50.220 4 ROSS
ROW 6	49.939 8 WHEELER	50.066 82 LEGGATE
ROW 5	49.469 66 JAMES	49.881 27 BARRETT
ROW 4	48.927 7 DOWLING	49.437 6 HOLDEN
ROW 3	48.618 41 KEEN	48.824 10 HOOD
ROW 2	48.287 77 HAY	48.364 38 CAROLINE
ROW 1	47.824 11 MAKELA	47.933 2 MASON
<b>POLE</b>		
		

Weather / Track : Cloudy / Dry

These results are provisional until the conclusion of any judicial and technical matters.

Brands Hatch

Circuit Length = 1.2262 miles.

Start: 11:05 End: 11:20

Clerk of Course

Timekeeper:

# The CARLUBE TVR Tuscan Challenge

## RACE CLASSIFICATION - RACE 8

POS	NO	CL	DRIVER	NAT	CAR	TIME	LAPS	GAP	MPH	BEST
1	41		<b>Philip KEEN</b>		Keen M/Sport/Racing Green	9:06.315	10		80.92	52.975
2	2		<b>David MASON</b>		Nick Mason Motorsport	9:07.805	10	1.490	80.70	52.962
3	38		<b>Lee CAROLINE</b>		Chelsea Football Club	9:09.321	10	3.006	80.48	53.817
4	11		<b>Valle MAKELA</b>		TVR Engineering	9:11.226	10	4.911	80.20	53.205
5	77		<b>Richard HAY</b>		TVR Engineering	9:13.644	10	7.329	79.85	53.791
6	7		<b>Darren DOWLING</b>		Driver	9:13.926	10	7.611	79.81	53.790
7	10		<b>Tim HOOD</b>		Rachmann Europe/JBM	9:16.997	10	10.682	79.37	54.130
8	66		<b>Phil JAMES</b>		TVR Engineering	9:33.555	10	27.240	77.08	55.986
9	5		<b>Gerard COAKLEY</b>		Co-Tron/Insane Racing	9:40.923	10	34.608	76.10	56.099
10	4		<b>Bob ROSS</b>		Spin Palace Casino	9:45.096	10	38.781	75.56	56.615
11	3		<b>Hugh MARSHALL</b>		Marshall Motorsport	9:58.550	10	52.235	73.86	56.733
12	8		<b>Peter WHEELER</b>		TVR Engineering	10:09.724	10	1:03.409	72.51	58.160
13	82		<b>Fiona LEGGATE</b>		TVR Engineering	9:20.556	9	1 LAP	70.99	56.656
NOT CLASSIFIED										
	6		<b>Andy HOLDEN</b>		IMR/Insane Racing	8:58.568	9	D.N.F.	73.89	58.246
	16		<b>Robert STANTON</b>		Racesport	6:54.231	7	D.N.F.	74.76	56.248
	27		<b>Rod BARRETT</b>		Hawthorns Motorsport	1:06.424	1	D.N.F.	67.47	1:06.424
FASTEST LAP										
	2		<b>David MASON</b>		Nick Mason Motorsport	52.962	9	83.34mph		134.13kph

Weather / Track : Cloudy / Drying

These results are provisional until the conclusion of any judicial and technical matters.

Brands Hatch

Circuit Length = 1.2262 miles.

Start: 12:49 End: 12:58

Clerk of Course	Timekeeper:
-----------------	-------------

## The CARLUBE TVR Tuscan Challenge SECTOR ANALYSIS - RACE 8

<b>2</b>	<b>David MASON</b>					Nick Mason Motorsport					
1 -					1:01.874	6 -					53.854
2 -					55.025	7 -					54.007
3 -					54.604	8 -					53.969
4 -					53.864	9 -					<b>52.962</b>
5 -					54.197	10 -					53.449
<b>3</b>	<b>Hugh MARSHALL</b>					Marshall Motorsport					
1 -	45.345	86.8	23.904	118.9	1:09.249	6 -	35.581	85.3	23.067	124.0	58.648
2 -	36.265	88.4	30.628	107.2	1:06.893	7 -	34.620	88.6	22.515	126.8	57.135
3 -	35.099	86.4	22.989	123.8	58.088	8 -	34.898	86.7	22.681	126.3	57.579
4 -	35.146	89.7	23.184	122.4	58.330	9 -	<b>34.293</b>	<b>92.4</b>	<b>22.440</b>	<b>127.3</b>	<b>56.733</b>
5 -	35.825	87.1	23.130	126.8	58.955	10 -	34.321	90.5	22.619	122.2	56.940
<b>4</b>	<b>Bob ROSS</b>					Spin Palace Casino					
1 -					1:07.056	6 -					<b>56.615</b>
2 -					59.472	7 -					56.718
3 -					58.910	8 -					56.772
4 -					58.051	9 -					57.197
5 -					57.336	10 -					56.969
<b>5</b>	<b>Gerard COAKLEY</b>					Co-Tron/Insane Racing					
1 -	45.920	88.7	24.014	119.1	1:09.934	6 -	34.245	96.0	22.189	125.4	56.434
2 -	35.512	95.8	22.360	<b>127.0</b>	57.872	7 -	34.065	93.0	22.361	<b>127.0</b>	56.426
3 -	<b>33.851</b>	97.1	22.248	124.0	<b>56.099</b>	8 -	34.140	92.9	22.439	124.5	56.579
4 -	34.381	96.5	22.184	124.7	56.565	9 -	34.355	<b>98.3</b>	22.270	124.7	56.625
5 -	34.360	90.4	<b>22.019</b>	126.3	56.379	10 -	34.643	86.7	23.367	103.8	58.010
<b>6</b>	<b>Andy HOLDEN</b>					IMR/Insane Racing					
1 -	44.999	85.7	23.911	115.1	1:08.910	6 -	35.532	88.7	23.418	121.5	58.950
2 -	36.034	89.9	23.524	120.6	59.558	7 -	35.340	89.9	23.256	120.9	58.596
3 -	35.025	92.4	23.324	119.1	58.349	8 -	35.684	93.3	22.936	<b>123.3</b>	58.620
4 -	35.537	91.3	23.257	117.9	58.794	9 -	<b>34.942</b>	92.6	23.304	121.5	<b>58.246</b>
5 -	35.690	<b>95.3</b>	<b>22.855</b>	121.7	58.545						
<b>7</b>	<b>Darren DOWLING</b>					Driver					
1 -					1:03.802	6 -					54.166
2 -					55.574	7 -					53.931
3 -					55.173	8 -					53.854
4 -					54.861	9 -					54.201
5 -					54.574	10 -					<b>53.790</b>
<b>8</b>	<b>Peter WHEELER</b>					TVR Engineering					
1 -	44.638	91.9	24.074	118.1	1:08.712	6 -	35.727	90.0	23.067	118.5	58.794
2 -	35.841	91.3	24.045	110.0	59.886	7 -	35.344	92.1	23.418	119.8	58.762
3 -	35.837	91.0	23.595	120.9	59.432	8 -	35.475	88.6	<b>22.909</b>	<b>121.5</b>	58.384
4 -	35.249	91.3	23.222	120.6	58.471	9 -	35.082	92.6	23.192	119.1	58.274
5 -	35.065	<b>95.0</b>	23.095	121.1	<b>58.160</b>	10 -	<b>34.987</b>	91.4	35.862		1:10.849

# The CARLUBE TVR Tuscan Challenge

## SECTOR ANALYSIS - RACE 8

(contd.)

<b>10</b>	Tim HOOD					Rachmann Europe/JBM					
1 -	42.305	93.7	22.408	127.0	1:04.713	6 -	32.948	98.3	21.710	133.4	54.658
2 -	33.756	96.4	21.757	133.1	55.513	7 -	33.104	94.2	21.493	135.0	54.597
3 -	33.141	95.0	21.765	133.1	54.906	8 -	<b>32.681</b>	<b>100.0</b>	21.449	133.1	<b>54.130</b>
4 -	33.021	98.2	21.469	134.2	54.490	9 -	33.068	94.3	21.655	132.1	54.723
5 -	33.068	95.0	21.695	<b>136.1</b>	54.763	10 -	33.130	96.8	<b>21.374</b>	129.5	54.504
<b>11</b>	Valle MAKELA					TVR Engineering					
1 -	41.152	94.5	21.905	132.1	1:03.057	6 -	32.740	101.0	21.502	133.9	54.242
2 -	33.478	89.7	22.378	135.0	55.856	7 -	32.414	98.8	21.492	133.9	53.906
3 -	32.940	98.8	21.578	134.2	54.518	8 -	32.044	100.4	21.864	135.0	53.908
4 -	32.691	98.2	21.478	134.7	54.169	9 -	<b>31.843</b>	<b>101.9</b>	<b>21.362</b>	<b>135.5</b>	<b>53.205</b>
5 -	32.759	<b>101.9</b>	21.398	134.2	54.157	10 -	32.477	98.3	21.731	128.5	54.208
<b>16</b>	Robert STANTON					Racesport					
1 -	45.848	87.4	23.882	115.9	1:09.730	5 -	34.234	94.1	22.470	119.8	56.704
2 -	36.184	95.7	23.661	115.9	59.845	6 -	34.261	91.9	22.361	120.6	56.622
3 -	35.007	94.9	22.539	117.3	57.546	7 -	<b>33.837</b>	94.7	22.411	<b>121.3</b>	<b>56.248</b>
4 -	35.279	<b>98.2</b>	<b>22.257</b>	115.9	57.536						
<b>27</b>	Rod BARRETT					Hawthorns Motorsport					
1 -	42.120	<b>105.1</b>	24.304	<b>129.0</b>	<b>1:06.424</b>						
<b>38</b>	Lee CAROLINE					Chelsea Football Club					
1 -	40.368	95.1	21.393	129.3	1:01.761	6 -	32.839	95.4	21.143	134.7	53.982
2 -	32.981	91.1	21.377	129.3	54.358	7 -	33.013	96.4	<b>21.107</b>	<b>135.8</b>	54.120
3 -	32.823	91.8	21.289	130.3	54.112	8 -	32.822	<b>97.1</b>	21.613	133.6	54.435
4 -	32.897	91.5	21.366	131.0	54.263	9 -	32.677	95.8	21.163	134.7	53.840
5 -	33.317	92.0	21.316	132.3	54.633	10 -	<b>32.435</b>	96.6	21.382	130.0	<b>53.817</b>
<b>41</b>	Philip KEEN					Keen M/Sport/Racing Green					
1 -					1:03.150	6 -					53.506
2 -					55.082	7 -					53.246
3 -					54.236	8 -					53.550
4 -					54.006	9 -					53.234
5 -					53.330	10 -					<b>52.975</b>
<b>66</b>	Phil JAMES					TVR Engineering					
1 -	43.133	95.1	23.008	127.8	1:06.141	6 -	34.203	95.1	22.000	128.5	56.203
2 -	34.288	96.0	22.321	127.8	56.609	7 -	34.113	98.3	22.018	129.3	56.131
3 -	34.076	96.4	<b>21.910</b>	<b>130.0</b>	<b>55.986</b>	8 -	34.208	91.8	22.056	128.0	56.264
4 -	<b>33.783</b>	<b>100.3</b>	22.208	129.3	55.991	9 -	34.348	94.3	22.256	126.8	56.604
5 -	34.213	92.3	22.035	127.8	56.248	10 -	34.885	92.0	22.493	126.6	57.378
<b>77</b>	Richard HAY					TVR Engineering					
1 -	41.490	89.2	21.930	129.3	1:03.420	6 -	32.781	96.1	<b>21.241</b>	133.6	54.022
2 -	33.432	93.5	22.059	133.4	55.491	7 -	32.408	<b>101.3</b>	21.383	135.0	<b>53.791</b>
3 -	33.816	96.4	21.589	133.9	55.405	8 -	32.770	100.6	21.779	131.5	54.549
4 -	32.914	97.6	21.468	134.7	54.382	9 -	32.895	92.4	21.357	<b>136.1</b>	54.252
5 -	32.816	97.1	21.536	135.5	54.352	10 -	<b>32.403</b>	92.1	21.577	134.2	53.980

Weather / Track : Cloudy / Drying

Brands Hatch  
Circuit Length = 1.2262 miles.  
Start: 12:49 End: 12:58

**The CARLUBE TVR Tuscan Challenge  
SECTOR ANALYSIS - RACE 8**

(contd.)

<b>82</b>	<b>Fiona LEGGATE</b>	<b>TVR Engineering</b>			
1 -		1:10.327	6 -		1:22.196
2 -		59.967	7 -		58.427
3 -		57.959	8 -		58.446
4 -		58.446	9 -		<b>56.656</b>
5 -		58.132			

# The CARLUBE TVR Tuscan Challenge

## SPEED TRAP - RACE 8 - FINISH LINE

POS	NO	CL	DRIVER	NAT	CAR	MPH
1	77		Richard HAY		TVR Engineering	136.1
2	10		Tim HOOD		Rachmann Europe/JBM	136.1
3	38		Lee CAROLINE		Chelsea Football Club	135.8
4	11		Valle MAKELA		TVR Engineering	135.5
5	66		Phil JAMES		TVR Engineering	130.0
6	27		Rod BARRETT		Hawthorns Motorsport	129.0
7	3		Hugh MARSHALL		Marshall Motorsport	127.3
8	5		Gerard COAKLEY		Co-Tron/Insane Racing	127.0
9	6		Andy HOLDEN		IMR/Insane Racing	123.3
10	8		Peter WHEELER		TVR Engineering	121.5
11	16		Robert STANTON		Racesport	121.3

# The CARLUBE TVR Tuscan Challenge

## SPEED TRAP - RACE 8 - SECTOR

(contd.)

POS	NO	CL	DRIVER	NAT	CAR	MPH
1	27		Rod BARRETT		Hawthorns Motorsport	105.1
2	11		Valle MAKELA		TVR Engineering	101.9
3	77		Richard HAY		TVR Engineering	101.3
4	66		Phil JAMES		TVR Engineering	100.3
5	10		Tim HOOD		Rachmann Europe/JBM	100.0
6	5		Gerard COAKLEY		Co-Tron/Insane Racing	98.3
7	16		Robert STANTON		Racesport	98.2
8	38		Lee CAROLINE		Chelsea Football Club	97.1
9	6		Andy HOLDEN		IMR/Insane Racing	95.3
10	8		Peter WHEELER		TVR Engineering	95.0
11	3		Hugh MARSHALL		Marshall Motorsport	92.4

Weather / Track : Cloudy / Drying

[www.mstworld.com](http://www.mstworld.com)

Brands Hatch  
Circuit Length = 1.2262 miles.  
Start: 12:49 End: 12:58

Printed - 13:01 Sunday, 03 October 2004

# The CARLUBE TVR Tuscan Challenge

## BEST SECTOR TIMES - RACE 8

SECTOR 1				SECTOR 2		IDEAL / BEST COMPARISON						
POS	NO	NAME	TIME	NO	NAME	TIME	POS	NO	NAME	IDEAL	BEST	DIFF
1	11	MAKELA	31.843	38	CAROLINE	21.107	1	11	MAKELA	53.205	53.205	0.000
2	77	HAY	32.403	77	HAY	21.241	2	38	CAROLINE	53.542	53.817	0.275
3	38	CAROLINE	32.435	11	MAKELA	21.362	3	77	HAY	53.644	53.791	0.147
4	10	HOOD	32.681	10	HOOD	21.374	4	10	HOOD	54.055	54.130	0.075
5	66	JAMES	33.783	66	JAMES	21.910	5	66	JAMES	55.693	55.986	0.293
6	16	STANTON	33.837	5	COAKLEY	22.019	6	5	COAKLEY	55.870	56.099	0.229
7	5	COAKLEY	33.851	16	STANTON	22.257	7	16	STANTON	56.094	56.248	0.154
8	3	MARSHALL	34.293	3	MARSHALL	22.440	8	3	MARSHALL	56.733	56.733	0.000
9	6	HOLDEN	34.942	6	HOLDEN	22.855	9	6	HOLDEN	57.797	58.246	0.449
10	8	WHEELER	34.987	8	WHEELER	22.909	10	8	WHEELER	57.896	58.160	0.264
11	27	BARRETT	42.120	27	BARRETT	24.304	11	27	BARRETT	1:06.424	1:06.424	0.000
12												
13												
14												
15												
16												
<b>Perfect Lap</b>										52.950		

Brands Hatch Indy Circuit  
 Circuit Length = 1.2262 miles  
 Start: 12:49 End: 12:58

MST sports timing

# The CARLUBE TVR Tuscan Challenge

## LAP CHART - RACE 8

Lap 1			Lap 2			Lap 3			Lap 4			Lap 5		
No	Behind	Laptime	No	Behind	Laptime	No	Behind	Laptime	No	Behind	Laptime	No	Behind	Laptime
38		1:01.761	38		54.358	38		54.112	38		54.263	38		54.633
2	0.113	1:01.874	2	0.780	55.025	2	1.272	54.604	2	0.873	53.864	2	0.437	54.197
11	1.296	1:03.057	41	2.113	55.082	41	2.237	54.236	41	1.980	54.006	41	0.677	53.330
41	1.389	1:03.150	77	2.792	55.491	11	3.200	54.518	11	3.106	54.169	11	2.630	54.157
77	1.659	1:03.420	11	2.794	55.856	77	4.085	55.405	77	4.204	54.382	77	3.923	54.352
7	2.041	1:03.802	7	3.257	55.574	7	4.318	55.173	7	4.916	54.861	7	4.857	54.574
10	2.952	1:04.713	10	4.107	55.513	10	4.901	54.906	10	5.128	54.490	10	5.258	54.763
66	4.380	1:06.141	66	6.631	56.609	66	8.505	55.986	66	10.233	55.991	66	11.848	56.248
27	4.663	1:06.424	4	10.409	59.472	5	13.674	56.099	5	15.976	56.565	5	17.722	56.379
4	5.295	1:07.056	5	11.687	57.872	4	15.207	58.910	4	18.995	58.051	4	21.698	57.336
8	6.951	1:08.712	6	12.349	59.558	6	16.586	58.349	16	20.163	57.536	16	22.234	56.704
6	7.149	1:08.910	8	12.479	59.886	16	16.890	57.546	6	21.117	58.794	6	25.029	58.545
3	7.488	1:09.249	16	13.456	59.845	8	17.799	59.432	8	22.007	58.471	8	25.534	58.160
16	7.969	1:09.730	82	14.175	59.967	82	18.022	57.959	82	22.205	58.446	82	25.704	58.132
5	8.173	1:09.934	3	20.023	1:06.893	3	23.999	58.088	3	28.066	58.330	3	32.388	58.955
82	8.566	1:10.327												

# The CARLUBE TVR Tuscan Challenge


## LAP CHART - RACE 8

(contd.)

Lap 6			Lap 7			Lap 8			Lap 9			Lap 10		
No	Behind	Laptime	No	Behind	Laptime	No	Behind	Laptime	No	Behind	Laptime	No	Behind	Laptime
38		53.982	41		53.246	41		53.550	41		53.234	41		52.975
41	0.201	53.506	82	1 LAP	1:22.196	2	1.288	53.969	2	1.016	52.962	2	1.490	53.449
2	0.309	53.854	38	0.673	54.120	38	1.558	54.435	38	2.164	53.840	38	3.006	53.817
11	2.890	54.242	2	0.869	54.007	11	3.707	53.908	11	3.678	53.205	11	4.911	54.208
77	3.963	54.022	11	3.349	53.906	77	5.306	54.549	77	6.324	54.252	77	7.329	53.980
7	5.041	54.166	77	4.307	53.791	82	1 LAP	58.427	7	6.796	54.201	7	7.611	53.790
10	5.934	54.658	7	5.525	53.931	7	5.829	53.854	10	9.153	54.723	10	10.682	54.504
66	14.069	56.203	10	7.084	54.597	10	7.664	54.130	82	1 LAP	58.446	82	1 LAP	56.656
5	20.174	56.434	66	16.753	56.131	66	19.467	56.264	66	22.837	56.604	66	27.240	57.378
4	24.331	56.615	5	23.153	56.426	5	26.182	56.579	5	29.573	56.625	5	34.608	58.010
16	24.874	56.622	4	27.602	56.718	4	30.824	56.772	4	34.787	57.197	4	38.781	56.969
6	29.997	58.950	16	27.675	56.248	6	40.216	58.620	6	45.228	58.246	3	52.235	56.940
8	30.346	58.794	6	35.146	58.596	8	40.495	58.384	8	45.535	58.274	8	1:03.409	1:10.849
3	37.054	58.648	8	35.661	58.762	3	44.771	57.579	3	48.270	56.733			
			3	40.742	57.135									

# The CARLUBE TVR Tuscan Challenge

## GRID - RACE 13

ROW 8	16	STANTON	27	BARRETT
ROW 7	82	LEGGATE	6	HOLDEN
ROW 6	3	MARSHALL	8	WHEELER
ROW 5	5	COAKLEY	4	ROSS
ROW 4	10	HOOD	66	JAMES
ROW 3	77	HAY	7	DOWLING
ROW 2	38	CAROLINE	11	MAKELA
ROW 1	41	KEEN	2	MASON
POLE				
				

Weather / Track : Cloudy / Drying

These results are provisional until the conclusion of any judicial and technical matters.

Brands Hatch

Circuit Length = 1.2262 miles.

Start: 12:49 End: 12:58

Clerk of Course

Timekeeper:

# The CARLUBE TVR Tuscan Challenge

## RACE CLASSIFICATION - RACE 13

POS	NO	CL	DRIVER	NAT	CAR	TIME	LAPS	GAP	MPH	BEST
1	2		David MASON		Nick Mason Motorsport	13:40.449	16		86.16	48.946
2	11		Valle MAKELA		TVR Engineering	13:46.837	16	6.388	85.50	48.956
3	77		Richard HAY		TVR Engineering	13:55.114	16	14.665	84.65	49.941
4	7		Darren DOWLING		Driver	14:01.949	16	21.500	83.96	50.357
5	66		Phil JAMES		TVR Engineering	13:45.891	15	1 LAP	80.25	53.895
6	4		Bob ROSS		Spin Palace Casino	13:46.112	15	1 LAP	80.23	53.852
7	8		Peter WHEELER		TVR Engineering	13:47.484	15	1 LAP	80.10	53.775
8	5		Gerard COAKLEY		Co-Tron/Insane Racing	14:09.534	15	1 LAP	78.02	54.353
9	6		Andy HOLDEN		IMR/Insane Racing	14:16.490	15	1 LAP	77.38	55.554
10	16		Robert STANTON		Racesport	14:27.285	15	1 LAP	76.42	56.495
11	82		Fiona LEGGATE		TVR Engineering	14:28.310	15	1 LAP	76.33	56.460
12	27		Rod BARRETT		Hawthorns Motorsport	14:34.348	15	1 LAP	75.80	56.502
NOT CLASSIFIED										
41			Philip KEEN		Keen M/Sport/Racing Green	12:44.372	15	D.N.F.	86.71	49.268
38			Lee CAROLINE		Chelsea Football Club	10:15.970	12	D.N.F.	86.10	49.456
3			Hugh MARSHALL		Marshall Motorsport	2:55.545	3	D.N.F.	75.82	55.806
10			Tim HOOD		Rachmann Europe/JBM	1:58.362	2	D.N.F.	75.16	54.887
FASTEST LAP										
2			David MASON		Nick Mason Motorsport	48.946	15	90.18mph	145.14kph	

Weather / Track : Cloudy / Drying

These results are provisional until the conclusion of any judicial and technical matters.

Brands Hatch

Circuit Length = 1.2262 miles.

Start: 16:43 End: 16:57

Clerk of Course	Timekeeper:
-----------------	-------------

## The CARLUBE TVR Tuscan Challenge SECTOR ANALYSIS - RACE 13

<b>2</b>	<b>David MASON</b>					<b>Nick Mason Motorsport</b>					
1 -				59.310		9 -				51.268	
2 -				52.597		10 -				49.361	
3 -				52.087		11 -				49.666	
4 -				51.289		12 -				50.132	
5 -				50.708		13 -				49.643	
6 -				50.293		14 -				49.357	
7 -				50.032		15 -				<b>48.946</b>	
8 -				49.356		16 -				56.404	
<b>3</b>	<b>Hugh MARSHALL</b>					<b>Marshall Motorsport</b>					
1 -	41.822	98.1	22.019	<b>133.9</b>	1:03.841	3 -	34.076	<b>98.9</b>	<b>21.822</b>	129.0	55.898
2 -	<b>33.888</b>	94.6	21.918	130.8	<b>55.806</b>						
<b>4</b>	<b>Bob ROSS</b>					<b>Spin Palace Casino</b>					
1 -				1:03.838		9 -				54.004	
2 -				54.820		10 -				54.653	
3 -				54.630		11 -				54.366	
4 -				54.366		12 -				54.620	
5 -				55.233		13 -				55.222	
6 -				54.426		14 -				54.103	
7 -				<b>53.852</b>		15 -				53.900	
8 -				54.079							
<b>5</b>	<b>Gerard COAKLEY</b>					<b>Co-Tron/Insane Racing</b>					
1 -	43.353	90.0	22.687	105.6	1:06.040	9 -	33.744	97.1	21.930	127.0	55.674
2 -	34.241	87.3	21.737	122.4	55.978	10 -	33.942	91.3	22.439	105.1	56.381
3 -	33.613	<b>101.2</b>	21.732	<b>131.3</b>	55.345	11 -	34.045	89.3	22.465	124.7	56.510
4 -	33.476	92.0	21.730	126.8	55.206	12 -	33.945	84.6	22.468	115.3	56.413
5 -	33.606	89.5	22.066	127.8	55.672	13 -	33.856	91.3	22.833	118.1	56.689
6 -	33.841	88.6	21.898	130.3	55.739	14 -	33.936	87.8	22.661	106.8	56.597
7 -	<b>32.733</b>	93.8	<b>21.620</b>	128.5	<b>54.353</b>	15 -	34.481	83.8	23.048	112.4	57.529
8 -	33.589	100.0	21.819	129.3	55.408						
<b>6</b>	<b>Andy HOLDEN</b>					<b>IMR/Insane Racing</b>					
1 -	43.239	<b>99.4</b>	21.846	128.8	1:05.085	9 -	33.706	88.7	22.902	124.0	56.608
2 -	33.657	93.4	21.897	126.6	<b>55.554</b>	10 -	35.245	89.7	22.445	126.6	57.690
3 -	33.937	98.2	21.895	<b>130.0</b>	55.832	11 -	33.718	89.3	22.586	124.0	56.304
4 -	34.058	92.6	<b>21.832</b>	128.8	55.890	12 -	34.363	90.1	22.903	124.0	57.266
5 -	<b>33.481</b>	88.8	22.248	128.0	55.729	13 -	34.025	89.0	22.822	127.3	56.847
6 -	33.745	93.4	22.099	125.4	55.844	14 -	34.386	84.3	22.944	120.4	57.330
7 -	34.152	92.5	22.765	124.5	56.917	15 -	33.949	93.4	22.970	119.6	56.919
8 -	34.000	88.7	22.675	126.8	56.675						

# The CARLUBE TVR Tuscan Challenge

## SECTOR ANALYSIS - RACE 13

(contd.)

<b>7</b>	<b>Darren DOWLING</b>					Driver					
1 -					1:01.258	9 -				50.788	
2 -					54.133	10 -				50.767	
3 -					53.424	11 -				51.261	
4 -					52.418	12 -				52.629	
5 -					52.847	13 -				51.603	
6 -					56.778	14 -				50.650	
7 -					51.136	15 -				50.542	
8 -					51.358	16 -				<b>50.357</b>	
<b>8</b>	<b>Peter WHEELER</b>					TVR Engineering					
1 -	42.559	93.9	22.082	129.0	1:04.641	9 -	<b>32.445</b>	<b>104.0</b>	<b>21.330</b>	131.0	<b>53.775</b>
2 -	33.482	96.5	21.905	122.4	55.387	10 -	32.902	98.6	21.624	129.3	54.526
3 -	33.137	100.0	21.558	127.8	54.695	11 -	33.101	99.4	21.460	129.5	54.561
4 -	32.860	95.5	21.698	130.0	54.558	12 -	32.709	98.8	21.532	125.9	54.241
5 -	32.539	94.3	21.643	131.3	54.182	13 -	33.453	87.7	21.890	128.8	55.343
6 -	32.802	98.6	21.748	130.5	54.550	14 -	32.722	96.9	21.455	129.8	54.177
7 -	32.530	96.6	21.517	131.3	54.047	15 -	32.765	97.6	22.048	111.1	54.813
8 -	32.628	97.8	21.360	<b>131.5</b>	53.988						
<b>10</b>	<b>Tim HOOD</b>					Rachmann Europe/JBM					
1 -	41.357	<b>98.8</b>	22.118	135.2	1:03.475	2 -	<b>33.137</b>	93.0	<b>21.750</b>	<b>137.7</b>	<b>54.887</b>
<b>11</b>	<b>Valle MAKELA</b>					TVR Engineering					
1 -	40.913	100.3	22.002	134.7	1:02.915	9 -	29.925	108.5	20.561	136.9	50.486
2 -	33.135	100.0	21.158	136.6	54.293	10 -	29.933	106.5	20.146	<b>138.6</b>	50.079
3 -	32.015	106.6	20.900	137.7	52.915	11 -	30.596	106.3	20.228	136.3	50.824
4 -	31.544	105.8	20.889	137.5	52.433	12 -	29.642	108.0	19.931	138.3	49.573
5 -	31.125	101.0	20.885	<b>138.6</b>	52.010	13 -	29.890	106.1	20.173	138.3	50.063
6 -	31.214	104.8	20.627	137.5	51.841	14 -	29.469	109.1	19.758	136.3	49.227
7 -	30.670	105.0	20.429	137.5	51.099	15 -	29.978	107.8	<b>19.648</b>	<b>138.6</b>	49.626
8 -	30.225	107.3	20.272	136.6	50.497	16 -	<b>29.244</b>	<b>109.8</b>	19.712	132.6	<b>48.956</b>
<b>16</b>	<b>Robert STANTON</b>					Racesport					
1 -	44.072	89.5	23.318	112.5	1:07.390	9 -	33.905	95.3	22.590	112.2	<b>56.495</b>
2 -	34.844	87.2	22.545	<b>118.9</b>	57.389	10 -	34.844	91.3	22.946	112.4	57.790
3 -	34.960	89.4	22.651	112.2	57.611	11 -	35.085	89.9	22.781	116.5	57.866
4 -	35.003	89.0	22.676	115.1	57.679	12 -	34.246	95.0	22.769	112.4	57.015
5 -	34.511	90.1	22.985	114.5	57.496	13 -	34.133	94.7	<b>22.457</b>	114.1	56.590
6 -	34.307	92.0	22.695	114.9	57.002	14 -	33.814	93.8	22.869	114.7	56.683
7 -	34.149	92.9	22.459	113.3	56.608	15 -	<b>33.812</b>	<b>96.9</b>	22.918	106.6	56.730
8 -	34.182	95.1	22.759	113.5	56.941						
<b>27</b>	<b>Rod BARRETT</b>					Hawthorns Motorsport					
1 -	44.713	88.7	23.201	125.4	1:07.914	9 -	33.679	92.6	23.194	125.6	56.873
2 -	34.856	92.4	<b>22.433</b>	<b>129.5</b>	57.289	10 -	33.966	<b>99.1</b>	23.312	122.2	57.278
3 -	34.777	86.7	23.018	126.1	57.795	11 -	34.460	92.9	22.789	125.4	57.249
4 -	34.977	88.1	22.723	116.9	57.700	12 -	33.881	93.7	22.770	122.6	56.651
5 -	34.544	91.5	22.867	122.2	57.411	13 -	33.866	89.9	22.743	125.9	56.609
6 -	34.269	92.5	22.608	127.0	56.877	14 -	33.705	96.5	22.797	126.8	<b>56.502</b>
7 -	34.384	94.1	22.799	127.0	57.183	15 -	<b>33.598</b>	94.5	29.547	101.8	1:03.145
8 -	33.811	90.8	24.061	123.8	57.872						

Weather / Track : Cloudy / Drying

Brands Hatch  
Circuit Length = 1.2262 miles.  
Start: 16:43 End: 16:57

# The CARLUBE TVR Tuscan Challenge

## SECTOR ANALYSIS - RACE 13

(contd.)

<b>38</b>	Lee CAROLINE					Chelsea Football Club					
1 -	39.235	95.7	21.381	136.6	1:00.616	7 -	29.857	109.1	20.035	140.3	49.892
2 -	31.364	99.8	20.735	138.6	52.099	8 -	29.551	107.3	20.091	139.8	49.642
3 -	31.136	103.4	20.764	138.9	51.900	9 -	30.324	95.7	20.527	139.5	50.851
4 -	30.649	104.3	20.356	140.3	51.005	10 -	29.994	110.3	19.753	141.2	49.747
5 -	30.801	107.3	20.133	140.3	50.934	11 -	29.889	109.1	<b>19.567</b>	<b>141.5</b>	<b>49.456</b>
6 -	30.231	106.1	20.003	140.3	50.234	12 -	29.802	105.8	19.792	139.5	49.594
<b>41</b>	Philip KEEN					Keen M/Sport/Racing Green					
1 -					59.082	9 -					51.146
2 -					52.359	10 -					<b>49.268</b>
3 -					51.980	11 -					49.954
4 -					51.540	12 -					49.315
5 -					50.814	13 -					49.566
6 -					50.260	14 -					49.989
7 -					49.909	15 -					49.531
8 -					49.659						
<b>66</b>	Phil JAMES					TVR Engineering					
1 -	42.219	93.0	21.997	128.0	1:04.216	9 -	32.975	100.0	21.359	131.8	54.334
2 -	33.248	101.0	21.402	132.8	54.650	10 -	32.685	101.8	21.277	134.2	53.962
3 -	32.851	<b>103.4</b>	<b>21.081</b>	<b>135.8</b>	53.932	11 -	<b>32.530</b>	101.6	21.579	132.3	54.109
4 -	32.610	101.5	21.285	134.4	<b>53.895</b>	12 -	32.560	98.6	21.605	132.1	54.165
5 -	32.607	99.7	21.468	132.6	54.075	13 -	33.009	100.1	21.975	133.1	54.984
6 -	32.936	100.7	21.261	133.9	54.197	14 -	32.829	99.8	22.048	128.0	54.877
7 -	32.997	99.5	21.832	133.1	54.829	15 -	33.090	101.5	21.872	129.8	54.962
8 -	33.024	100.3	21.680	131.8	54.704						
<b>77</b>	Richard HAY					TVR Engineering					
1 -	40.877	100.0	22.083	134.4	1:02.960	9 -	30.260	103.4	20.331	<b>138.9</b>	50.591
2 -	33.370	100.3	21.271	136.1	54.641	10 -	30.370	100.9	20.460	<b>138.9</b>	50.830
3 -	31.664	104.2	21.221	135.2	52.885	11 -	30.412	96.6	21.667	134.4	52.079
4 -	31.278	100.9	20.942	137.5	52.220	12 -	30.694	101.3	20.210	136.6	50.904
5 -	32.156	104.6	20.606	138.0	52.762	13 -	30.140	103.0	20.427	136.6	50.567
6 -	31.787	105.5	20.552	138.3	52.339	14 -	30.418	<b>105.6</b>	19.996	137.2	50.414
7 -	30.296	104.8	20.613	137.7	50.909	15 -	30.144	101.5	20.029	136.3	50.173
8 -	30.472	104.2	20.427	138.6	50.899	16 -	<b>30.012</b>	101.6	<b>19.929</b>	136.3	<b>49.941</b>
<b>82</b>	Fiona LEGGATE					TVR Engineering					
1 -					1:08.587	9 -					56.644
2 -					57.249	10 -					57.480
3 -					57.690	11 -					57.235
4 -					57.852	12 -					56.708
5 -					57.097	13 -					56.607
6 -					57.004	14 -					<b>56.460</b>
7 -					56.930	15 -					56.894
8 -					57.873						

# The CARLUBE TVR Tuscan Challenge

## SPEED TRAP - RACE 13 - FINISH LINE

POS	NO	CL	DRIVER	NAT	CAR	MPH
1	38		Lee CAROLINE		Chelsea Football Club	141.5
2	77		Richard HAY		TVR Engineering	138.9
3	11		Valle MAKELA		TVR Engineering	138.6
4	10		Tim HOOD		Rachmann Europe/JBM	137.7
5	66		Phil JAMES		TVR Engineering	135.8
6	3		Hugh MARSHALL		Marshall Motorsport	133.9
7	8		Peter WHEELER		TVR Engineering	131.5
8	5		Gerard COAKLEY		Co-Tron/Insane Racing	131.3
9	6		Andy HOLDEN		IMR/Insane Racing	130.0
10	27		Rod BARRETT		Hawthorns Motorsport	129.5
11	16		Robert STANTON		Racesport	118.9

Weather / Track : Cloudy / Drying

[www.mstworld.com](http://www.mstworld.com)

Brands Hatch  
Circuit Length = 1.2262 miles.  
Start: 16:43 End: 16:57  
Printed - 16:59 Sunday, 03 October 2004

# The CARLUBE TVR Tuscan Challenge

## SPEED TRAP - RACE 13 - SECTOR

(contd.)

POS	NO	CL	DRIVER	NAT	CAR	MPH
1	38		Lee CAROLINE		Chelsea Football Club	112.4
2	11		Valle MAKELA		TVR Engineering	109.8
3	77		Richard HAY		TVR Engineering	105.6
4	8		Peter WHEELER		TVR Engineering	104.0
5	66		Phil JAMES		TVR Engineering	103.4
6	5		Gerard COAKLEY		Co-Tron/Insane Racing	101.2
7	6		Andy HOLDEN		IMR/Insane Racing	99.4
8	27		Rod BARRETT		Hawthorns Motorsport	99.1
9	3		Hugh MARSHALL		Marshall Motorsport	98.9
10	10		Tim HOOD		Rachmann Europe/JBM	98.8
11	16		Robert STANTON		Racesport	96.9

Weather / Track : Cloudy / Drying

[www.mstworld.com](http://www.mstworld.com)

Brands Hatch  
Circuit Length = 1.2262 miles.  
Start: 16:43 End: 16:57  
Printed - 16:59 Sunday, 03 October 2004

# The CARLUBE TVR Tuscan Challenge

## BEST SECTOR TIMES - RACE 13

SECTOR 1				SECTOR 2		IDEAL / BEST COMPARISON					
POS	NO	NAME	TIME	NO	NAME	POS	NO	NAME	IDEAL	BEST	DIFF
1	11	MAKELA	29.244	38	CAROLINE	1	11	MAKELA	48.892	48.956	0.064
2	38	CAROLINE	29.551	11	MAKELA	2	38	CAROLINE	49.118	49.456	0.338
3	77	HAY	30.012	77	HAY	3	77	HAY	49.941	49.941	0.000
4	8	WHEELER	32.445	66	JAMES	4	66	JAMES	53.611	53.895	0.284
5	66	JAMES	32.530	8	WHEELER	5	8	WHEELER	53.775	53.775	0.000
6	5	COAKLEY	32.733	5	COAKLEY	6	5	COAKLEY	54.353	54.353	0.000
7	10	HOOD	33.137	10	HOOD	7	10	HOOD	54.887	54.887	0.000
8	6	HOLDEN	33.481	3	MARSHALL	8	6	HOLDEN	55.313	55.554	0.241
9	27	BARRETT	33.598	6	HOLDEN	9	3	MARSHALL	55.710	55.806	0.096
10	16	STANTON	33.812	27	BARRETT	10	27	BARRETT	56.031	56.502	0.471
11	3	MARSHALL	33.888	16	STANTON	11	16	STANTON	56.269	56.495	0.226
12											
13											
14											
15											
16											
<b>Perfect Lap</b>									48.811		

Brands Hatch Indy Circuit  
 Circuit Length = 1.2262 miles  
 Start: 16:43 End: 16:57

MST sports timing

# The CARLUBE TVR Tuscan Challenge

## LAP CHART - RACE 13

Lap 1			Lap 2			Lap 3			Lap 4			Lap 5		
No	Behind	Laptime	No	Behind	Laptime	No	Behind	Laptime	No	Behind	Laptime	No	Behind	Laptime
41		59.082	41		52.359	41		51.980	41		51.540	41		50.814
2	0.228	59.310	2	0.466	52.597	2	0.573	52.087	2	0.322	51.289	2	0.216	50.708
38	1.534	1:00.616	38	1.274	52.099	38	1.194	51.900	38	0.659	51.005	38	0.779	50.934
7	2.176	1:01.258	7	3.950	54.133	7	5.394	53.424	7	6.272	52.418	7	8.305	52.847
11	3.833	1:02.915	11	5.767	54.293	11	6.702	52.915	11	7.595	52.433	11	8.791	52.010
77	3.878	1:02.960	77	6.160	54.641	77	7.065	52.885	77	7.745	52.220	77	9.693	52.762
10	4.393	1:03.475	10	6.921	54.887	66	9.377	53.932	66	11.732	53.895	66	14.993	54.075
3	4.759	1:03.841	4	7.217	54.820	4	9.867	54.630	4	12.693	54.366	4	17.112	55.233
4	4.756	1:03.838	66	7.425	54.650	8	11.302	54.695	8	14.320	54.558	8	17.688	54.182
66	5.134	1:04.216	3	8.206	55.806	3	12.124	55.898	6	17.400	55.890	6	22.315	55.729
8	5.559	1:04.641	8	8.587	55.387	6	13.050	55.832	5	17.608	55.206	5	22.466	55.672
6	6.003	1:05.085	6	9.198	55.554	5	13.942	55.345	16	25.108	57.679	16	31.790	57.496
5	6.958	1:06.040	5	10.577	55.978	16	18.969	57.611	27	25.737	57.700	27	32.334	57.411
16	8.308	1:07.390	16	13.338	57.389	27	19.577	57.795	82	26.417	57.852	82	32.700	57.097
27	8.832	1:07.914	27	13.762	57.289	82	20.105	57.690						
82	9.505	1:08.587	82	14.395	57.249									

# The CARLUBE TVR Tuscan Challenge

## LAP CHART - RACE 13

(contd.)

Lap 6			Lap 7			Lap 8			Lap 9			Lap 10		
No	Behind	Laptime	No	Behind	Laptime	No	Behind	Laptime	No	Behind	Laptime	No	Behind	Laptime
41		50.260	41		49.909	41		49.659	41		51.146	41		49.268
2	0.249	50.293	2	0.372	50.032	2	0.069	49.356	2	0.191	51.268	2	0.284	49.361
38	0.753	50.234	38	0.736	49.892	38	0.719	49.642	38	0.424	50.851	38	0.903	49.747
11	10.372	51.841	11	11.562	51.099	11	12.400	50.497	16	1 LAP	56.941	16	1 LAP	56.495
77	11.772	52.339	77	12.772	50.909	77	14.012	50.899	27	1 LAP	57.872	27	1 LAP	56.873
7	14.823	56.778	7	16.050	51.136	7	17.749	51.358	82	1 LAP	57.873	82	1 LAP	56.644
66	18.930	54.197	66	23.850	54.829	66	28.895	54.704	11	11.740	50.486	11	12.551	50.079
4	21.278	54.426	4	25.221	53.852	4	29.641	54.079	77	13.457	50.591	77	15.019	50.830
8	21.978	54.550	8	26.116	54.047	8	30.445	53.988	7	17.391	50.788	7	18.890	50.767
6	27.899	55.844	5	32.389	54.353	5	38.138	55.408	66	32.083	54.334	66	36.777	53.962
5	27.945	55.739	6	34.907	56.917	6	41.923	56.675	4	32.499	54.004	4	37.884	54.653
16	38.532	57.002	16	45.231	56.608				8	33.074	53.775	8	38.332	54.526
27	38.951	56.877	27	46.225	57.183				5	42.666	55.674	5	49.779	56.381
82	39.444	57.004	82	46.465	56.930				6	47.385	56.608			

# The CARLUBE TVR Tuscan Challenge

## LAP CHART - RACE 13

(contd.)

Lap 11			Lap 12			Lap 13			Lap 14			Lap 15		
No	Behind	Laptime	No	Behind	Laptime	No	Behind	Laptime	No	Behind	Laptime	No	Behind	Laptime
41		49.954	41		49.315	41		49.566	41		49.989	2		48.946
71	0.258	49.666	38	0.684	49.594	2	0.890	49.643	2	0.258	49.357	41	0.327	49.531
38	0.405	49.456	2	0.813	50.132	5	1 LAP	56.413	66	1 LAP	54.984	66	1 LAP	54.877
6	1 LAP	57.690	5	1 LAP	56.510	11	14.176	50.063	4	1 LAP	55.222	4	1 LAP	54.103
11	13.421	50.824	6	1 LAP	56.304	77	19.734	50.567	8	1 LAP	55.343	8	1 LAP	54.177
16	1 LAP	57.790	11	13.679	49.573	6	1 LAP	57.266	11	13.414	49.227	11	13.836	49.626
77	17.144	52.079	77	18.733	50.904	7	25.548	51.603	77	20.159	50.414	77	21.128	50.173
27	1 LAP	57.278	7	23.511	52.629	16	1 LAP	57.015	5	1 LAP	56.689	7	27.547	50.542
82	1 LAP	57.480	16	1 LAP	57.866	27	1 LAP	56.651	7	26.209	50.650	5	1 LAP	56.597
7	20.197	51.261	27	1 LAP	57.249	82	1 LAP	56.708	6	1 LAP	56.847	6	1 LAP	57.330
66	40.932	54.109	82	1 LAP	57.235				16	1 LAP	56.590	16	1 LAP	56.683
4	42.296	54.366	66	45.782	54.165				27	1 LAP	56.609	27	1 LAP	56.502
8	42.939	54.561	4	47.601	54.620				82	1 LAP	56.607	82	1 LAP	56.460
			8	47.865	54.241									

**The CARLUBE TVR Tuscan Challenge  
LAP CHART - RACE 13**

(contd.)

Lap 16			Lap 17			Lap 18			Lap 19			Lap 20		
No	Behind	Laptime	No	Behind	Laptime	No	Behind	Laptime	No	Behind	Laptime	No	Behind	Laptime
2		56.404												
66	1 LAP	54.962												
4	1 LAP	53.900												
11	6.388	48.956												
8	1 LAP	54.813												
77	14.665	49.941												
7	21.500	50.357												
5	1 LAP	57.529												
6	1 LAP	56.919												
16	1 LAP	56.730												
82	1 LAP	56.894												
27	1 LAP	1:03.145												